



LED Floodlight Performer 90W/125W/160W

- Super slim aluminium body with integrated heatsink and clipless cover
- High lumen package up to 20,000 lm
- Very high efficacy of 125 lm/W
- High energy saving up to 65% compared to halogen and high pressure sodium lamps
- Wide (W) and asymmetric (AS) beam angles available
- Robust, water- and dustproof

CRI 80	IP65	IK08	 1M
70,000 h L70B50		50,000 h L80B50	

Specifications

Item Code	Item Description	Equivalent to (W)	Power (W)	Lumen	Efficacy (lm/W)	CCT (K)	Beam angle
140062032	LEDflood-P Re440-125W-4000-W-BL	Halogen 1000W	125	15625	125	4000	100 °

Packaging Information

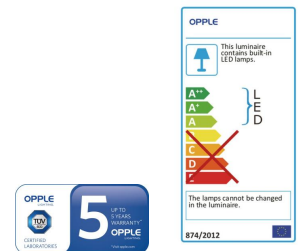
Item		Box			
Item Code	Item Description	Dimensions (mm) (LxWxH)	Gross Weight (kg)	EAN	pc/box
140062032	LEDflood-P Re440-125W-4000-W-BL	405x120x490	7.00	6945730450548	1
140062032	LEDflood-P Re440-125W-4000-W-BL	420x255x505	14.00	6945730442291	2

Technical Specifications	
On-/Off-cycles	100,000
Colour consistency (SDCM)	4
Dimmable	No
Finishing	Black
Colour rendering index CRI	≥ 80
Degree of protection (IP)	IP65
Impact strength	IK08
Protection class	I
Control gear included	Yes
Glow wire test	650 °C
Driver failure rate (at 5,000 hrs)	1 %
Weight (pc/kg)	6.25
Power factor	≥ 0.90

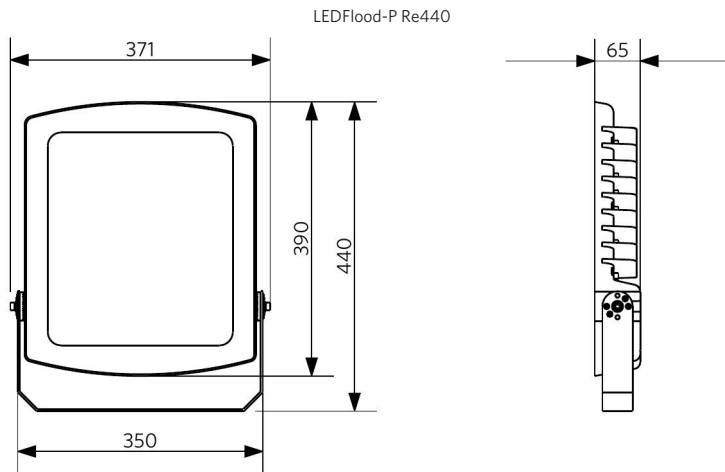
Electrical Supply	
Frequency	50/60 Hz
Nominal voltage	220-240 V
Voltage type	AC/DC

Mechanical Properties	
Material housing	Die-casted Aluminum
Optical material	Plastic and aluminum
Cover material	Tempered glass

Ambient Conditions	
Operating temperature	-25 - 50 °C
Application temperature	25 °C
Storage environment	-30 - 60 °C

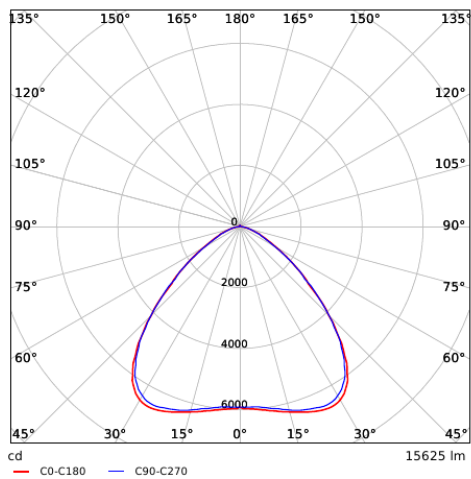


Dimensional Drawing (mm)



Photometric Data

LED Flood-P Re440-125W-4000-W



LED Flood-P Re440-125W-4000-W

Distance [m]	Cone Diameter [m]	E(0°)	E(C0)	48.4°	Iluminance [lx]
1.0	2.25	5921	976		
2.0	4.51	1480	244		
3.0	6.76	658	108		
4.0	9.01	370	61		
5.0	11.26	237	39		
6.0	13.52	164	27		

Distance [m] Cone Diameter [m] Iluminance [lx]

— C0 - C180 (Half-value Angle: 96.8°)